

以防塞藥倒擠出來，可將雙腿合攏及維持側臥 (或交疊雙腿而坐亦可)約十五分鐘。

Pull both legs together and remain lying sideways (sitting cross-legged may also help) for about 15 minutes to prevent the suppository from coming out.



7

此藥物指引只供參考之用。

This information leaflet is for reference only.

用藥應按醫生指示。

Medicines should be used as directed by the doctor.

如有疑問請向主診醫生或藥劑師查詢。

For enquiry, please consult your doctor or pharmacist.

切勿將自己的藥物給予他人服用。

Do not share your medicine with others.

8

扔掉手指套或手套及洗淨雙手。

Discard finger caps or gloves and wash your hands.



肛門塞藥使用方法

How to Use Rectal Suppository



肛門塞藥使用方式


How to Use Rectal Suppository

- 1 用清水及肥皂徹底清潔雙手。
Wash your hands thoroughly with soap and water.



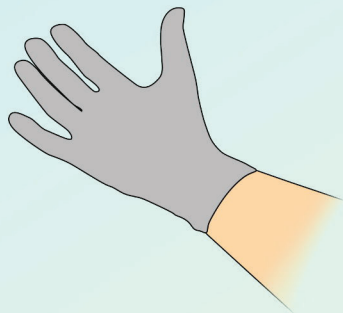
如塞藥太軟，可先浸在凍水或放在雪櫃稍作冷藏 (切勿放入冰格)，使塞藥較易塞入。
If the suppository is too soft, soak it in cold water or refrigerate (do not put in the freezer) for a while to allow easier insertion of the suppository.

2



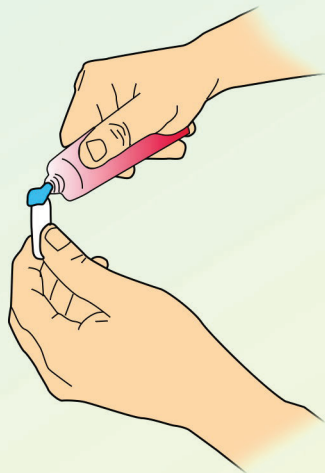
如有需要可戴上手指套或用完即棄的膠手套。
If necessary, you may wear finger caps or disposable plastic gloves.

3



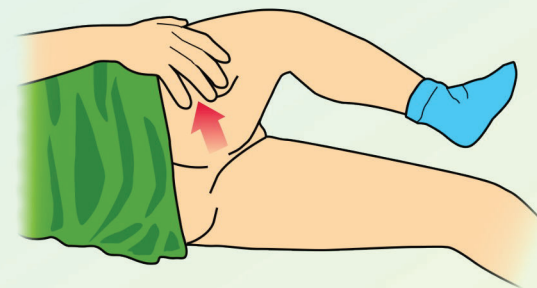
除去包裝紙。如有需要可用凡士林或清水濕潤塞藥的尖端，使塞藥較易塞入。
Unwrap the packing. If necessary, lubricate the pointed end of the suppository with petroleum jelly or moisten with water to allow easier insertion

4



5

側臥，下腳伸直，上腳向前屈曲。兒童可伏在成人的大腿上。
Lie on your side. Keep the lower leg straight and bend the upper leg forward. A child can lie face down on an adult's laps.



6

放鬆肛門，將塞藥慢慢推入肛門。
Relax the anus, insert the suppository into the rectum.

