

以防塞藥倒擠出來，可將雙腿合攏及維持側臥（或交疊雙腿而坐亦可）約十五分鐘。

Pull both legs together and remain lying sideways (sitting cross-legged may also help) for about 15 minutes to prevent the suppository from coming out.



7

- 此藥物指引只供參考之用。
This information leaflet is for reference only.
- 用藥應按醫生指示。
Medicines should be used as directed by the doctor.
- 如有疑問請向主診醫生或藥劑師查詢。
For enquiry, please consult your doctor or pharmacist.
- 切勿將自己的藥物給予他人服用。
Do not share your medicine with others.

8 扔掉手指套或手套及洗淨雙手。

Discard finger caps or gloves and wash your hands.



肛門塞藥使用方法

How to Use Rectal Suppository



肛門塞藥使用方法

How to Use Rectal Suppository

1


用清水及肥皂徹底清潔雙手。
Wash your hands thoroughly with soap and water.



如塞藥太軟，可先浸在凍水或放在雪櫃稍作冷藏（切勿放入冰格），使塞藥較易塞入。

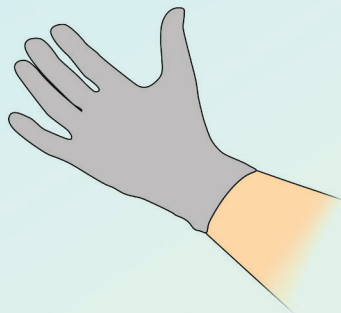
If the suppository is too soft, soak it in cold water or refrigerate (do not put in the freezer) for a while to allow easier insertion of the suppository.

2



如有需要可戴上手指套或用完即棄的膠手套。
If necessary, you may wear finger caps or disposable plastic gloves.

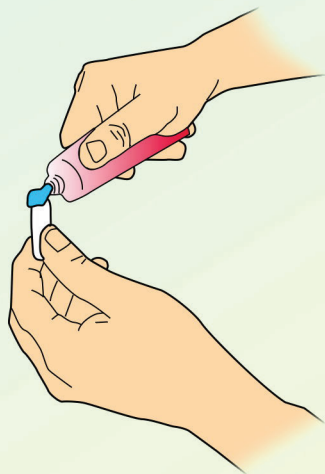
3



除去包裝紙。如有需要可用凡士林或清水濕潤塞藥的尖端，使塞藥較易塞入。

Unwrap the packing. If necessary, lubricate the pointed end of the suppository with petroleum jelly or moisten with water to allow easier insertion of the suppository.

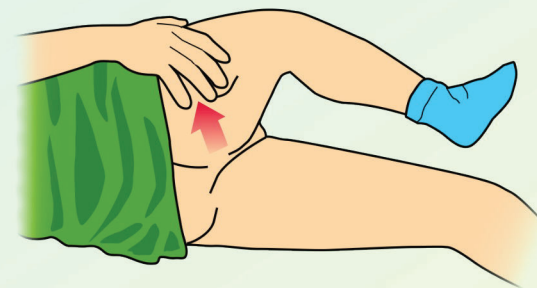
4



5

側臥，下腳伸直，上腳向前屈曲。兒童可伏在成人的大腿上。

Lie on your side. Keep the lower leg straight and bend the upper leg forward. A child can lie face down on an adult's laps.



6

放鬆肛門，將塞藥慢慢推入肛門。

Relax the anus, insert the suppository into the rectum.

