

## 注意 Note:

1. Keep the Accuhaler dry.  
保持準納器乾燥。
2. Keep it closed when not in use.  
不使用時關上外罩。
3. Never breathe into your Accuhaler.  
不要吹氣入準納器內。
4. Only slide the lever when you are ready to take a dose.  
只可在吸服時拉開指屏。
5. Keep out of reach of children.  
放在小孩子拿不到的地方。
6. Do not give your Accuhaler to others in order to avoid the adverse consequences.  
切勿將自己的藥物給予他人服用，以免引起不良後果。

- 此藥物指引只供參考之用。  
This information leaflet is for reference only.
- 用藥應按醫生指示。  
Medicines should be used as directed by the doctor.
- 如有疑問請向主診醫生或藥劑師查詢。  
For enquiry, please consult your doctor or pharmacist.
- 切勿將自己的藥物給予他人服用。  
Do not share your medicine with others.

# 準納器使用方法

## How to Use Accuhaler



# 準納器 使用方法

## How to Use Accuhaler



1. Put the thumb on the thumbgrip. Push your thumb away from you as far as it will go. 用拇指放在指套，然後盡量向外推開。
2. Slide the lever away from you, as far as it will go.....until it "clicks". Your Accuhaler is now ready for use. 再將有坑紋的指屏推開至“卡”一聲，你的準納器即可使用。

3. Hold the Accuhaler away from your mouth. Breathe out as far as is comfortable. Put the mouthpiece to your lips. Breathe in steadily and deeply.....through the Accuhaler, not through your nose. Hold your breath for about 10 seconds, or as long as is comfortable. Breathe out slowly.


先不要將準納器放在咀上，自然地呼氣。先呼氣，將吸藥口放於咀唇，用口將藥粉深深吸入，而並不是由鼻吸氣。放下準納器，閉氣約十秒，然後慢慢呼氣。

4. To close your Accuhaler, put your thumb in the thumbgrip and slide the thumbgrip back towards you, as far as it will go. 用拇指放在指套，然後向內推回原位。

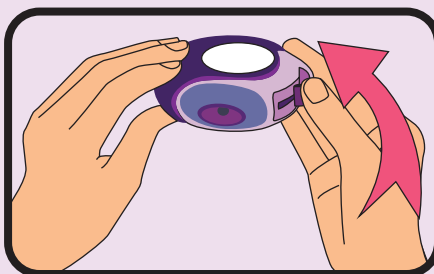
5. If you have been instructed to take 2 inhalations, you must close the Accuhaler and repeat steps 1 to 4.

如醫生囑咐每次用藥二劑，吸服一劑後，應先關上外罩，再重覆進行第1至4步驟。


6. Rinse your mouth with water after using the steroid containing inhaler. Do not swallow. 若是使用吸入性類固醇製劑，吸藥後必需用清水漱口，請勿把水吞服。



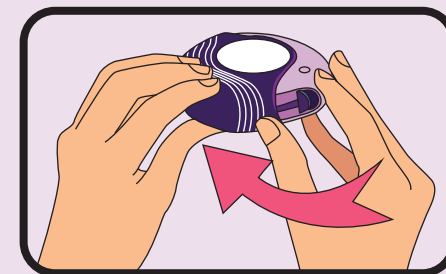
1



2



3



4

### Dose indicator (劑量計)

1. The dose indicator tells you approximately how many doses are left in the inhaler. 劑量計告訴你吸入劑內大約剩下多少次的劑量。
2. The dose indicator moves (counts down) every time you load a dose. 劑量計於每次使用吸入劑時會倒數。
3. A red number appears in the indicator window when there are less than 6 doses left in Accuhaler. It is then time for you to get a new Accuhaler. When you see "0" in the middle of the indicator window, Accuhaler is empty and it is time to discard your inhaler. 劑量計出現紅色數字，表示吸入劑內只剩下少於六個劑量，是時候要準備新的吸入劑。如果你看到顯示窗中央出現0字，則吸入劑用完，可以棄掉。

### How to clean your Accuhaler: 如何清洗準納器:

Wipe the mouthpiece with a clean dry tissue or towel. Do not clean it with water. 用乾布或紙巾清理吸藥口，切勿用水清洗。