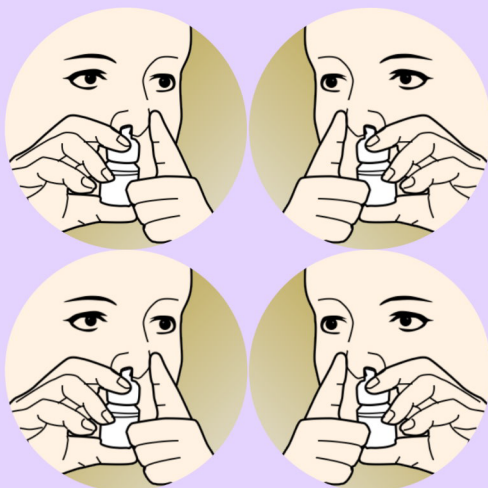


如須要在同一邊鼻孔使用多過一次劑量，重覆步驟5。

6

Repeat step 5 if you are using more than one spray in the same nostril.



注意 Note:


1. 如因藥水倒流而感到喉嚨不適，可用清水漱口。
If the nasal spray goes down the back of your throat and causes throat irritation, you may gargle your mouth with water.
2. 切勿使用已變色或過期的噴鼻藥水。
Never use discoloured or expired nasal spray.

噴鼻藥水使用方法

How to Use Nasal Spray

7

用紙巾清潔噴咀，放回樽蓋並蓋好。
Clean the nozzle with a tissue. Replace and tighten the cap right away.




- 此藥物指引只供參考之用。
This information leaflet is for reference only.
- 用藥應按醫生指示。
Medicines should be used as directed by the doctor.
- 如有疑問請向主診醫生或藥劑師查詢。
For enquiry, please consult your doctor or pharmacist.
- 切勿將自己的藥物給予他人服用。
Do not share your medicine with others.



噴鼻藥水使用方法

How to Use Nasal Spray

- 1 先把鼻孔清潔乾淨。
Blow your nose to clear your nostrils.

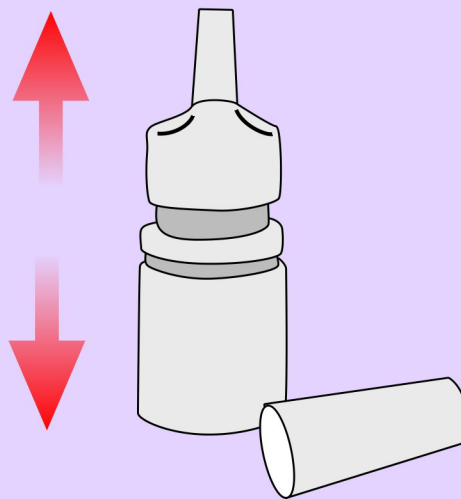


- 用清水及肥皂徹底清潔雙手。
Wash your hands thoroughly with soap and water.




2

- 3 拿開樽蓋，然後把藥水搖勻。
Remove the cap and shake the nasal spray.



- 4 頭部稍微向前傾。
Tilt your head slightly forward.



- 5 將噴咀放入一邊鼻孔，並用手指輕輕按著另外一邊鼻孔。
慢慢用鼻孔吸氣，按下噴咀或擠壓樽身，並保持樽身垂直。
Insert the nozzle into one nostril and press on the other side of your nose to close off the other nostril.
Breathe in slowly while pressing down the nozzle or squeezing the bottle. Keep the bottle upright.

